

Sri A.S.N.M. GOVERNMENT COLLEGE (A),

PALAKOL, W.G. Dt. – 534 260

(Reaccredited by NAAC with “B” Grade and 2.61 CGPA)

(Affiliated to Adikavi Nannaya University, Rajamahendravaram)

Department of Commerce



Results Analysis

For the Academic Year

2020-2021

EVEN SEMESTER RESULTS, September-2020

Table No. 9.17

Dates of examinations, Central valuation and publication of results.

Continuous Internal Assessment, CIA	
I CIA Written Exams	22-01-2020 to 24-01-2020
II CIA Written Exams	05-03-2020 to 07-03-2020
Semester Exam	
Theory	14-09-2020 to 19-09-2020
Publication of Results	
ODD Semester	24-02-2022

SEMESTER-VI

Month & Year: September-2020

Regulation: 17

Graphical Representation of Even Semester Practical Result Analysis- September-2020

V Semester Practical Result Analysis - -2022

Group	Appeared	Passed	Pass%
B.Com(GEN)	23	23	100.00
B.Com(CA)	23	22	95.65
Total	46	45	97.82

V Semester Gender Wise Results of January-2022

Course	Gender	Total Appeared	Total Passed	Pass Percentage
B.Com (G)	F	7	7	100
B.Com (G)	M	16	16	100
B.Com (V)	F	5	5	100
B.Com (V)	M	18	17	94.44

II and IV SEMESTER RESULTS, October-2020

Table No. 9.26

Dates of examinations, central valuation and publication of results.

Continuous Internal Assessment, CIA	
I CIA Written Exams	22-01-2020 TO 24-01-2020
II CIA Written Exams	05-03-2020 TO 07-03-2020
Semester Exam	
Theory	Semester-II --- 29-10-2020 to 06-11-2020 Semester-IV -- 19-10-2020 to 28-10-2020

SEMESTER-II

Month & Year: October-2020 Regulation: 19

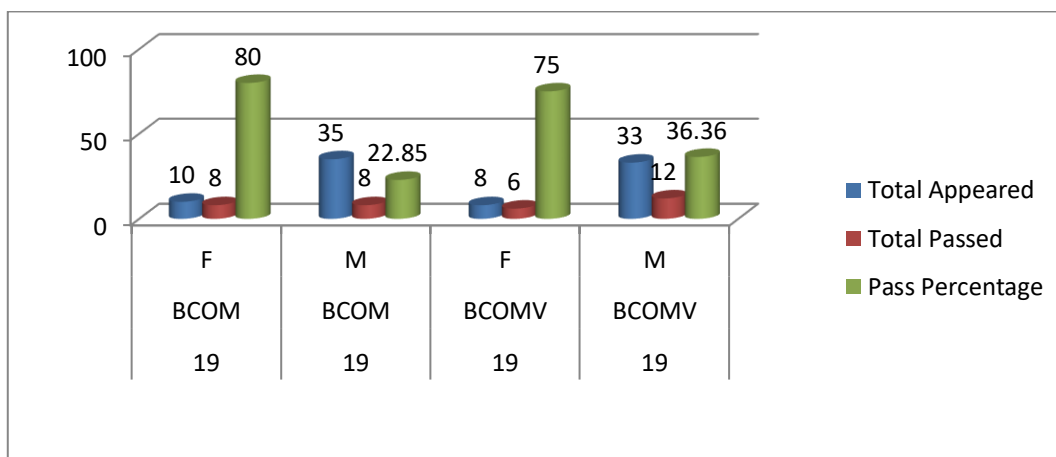
Graphical Representation of Even Semester Practical Result Analysis- October-2020

Group	Appeared	Passed	Pass %
B.Com (G)	45	16	35.56
B.Com (V)	41	18	43.90
Total	86	34	39.54

Table No. 9.27

Semester – II: Gender-wise Overall Results of October-2020

Regu	Course	Gender	Total Appeared	Total Passed	Pass Percentage
19	BCOM	F	10	8	80.00
19	BCOM	M	35	8	22.85
19	BCOMV	F	8	6	75.00
19	BCOMV	M	33	12	36.36



SEMESTER-IV

Month & Year: October-2020 Regulation: 18

**Graphical Representation of Even Semester Practical Result Analysis
October-2020**

Group	Appeared	Passed	Pass %
B.Com (G)	31	13	41.94
B.Com (V)	35	22	62.86
Total	66	35	53.03

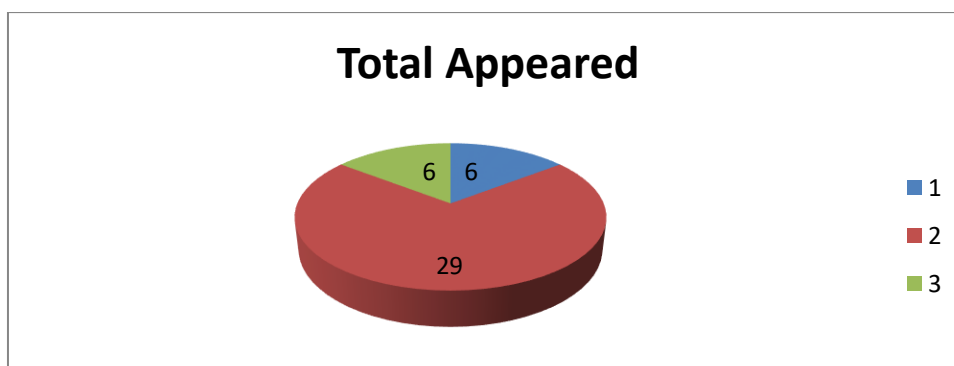
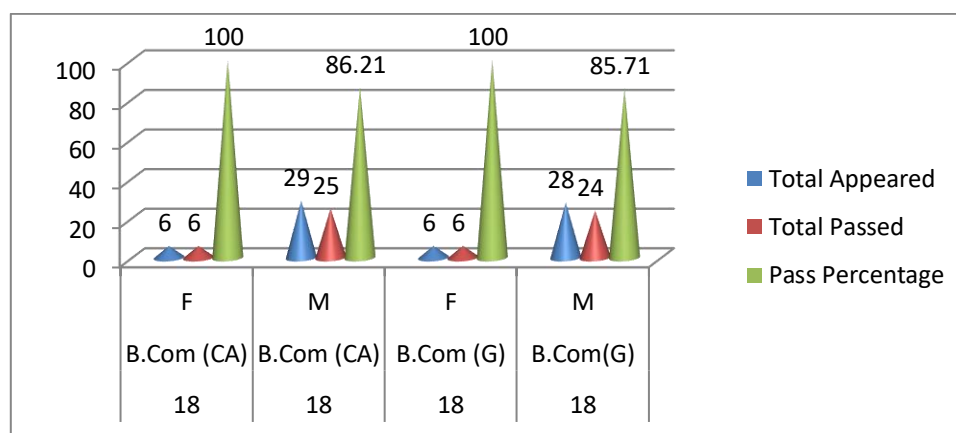


Table No. 9.32

Semester – IV Gender Wise Overall Results of October-2020

Regu	Course	Gender	Total Appeared	Total Passed	Pass Percentage
18	B.Com (G)	F	06	05	83.33
18	B.Com (G)	M	25	08	32.00
18	B.Com (V)	F	06	06	100.00
18	B.Com(V)	M	29	16	55.17



II, IV& VI OVERAL EVEN SEMESTER RESULTS

SEMESTER	APPEARED	PASSED	PASS %
II	86	34	39.54
IV	66	35	53.03
VI	46	45	97.82

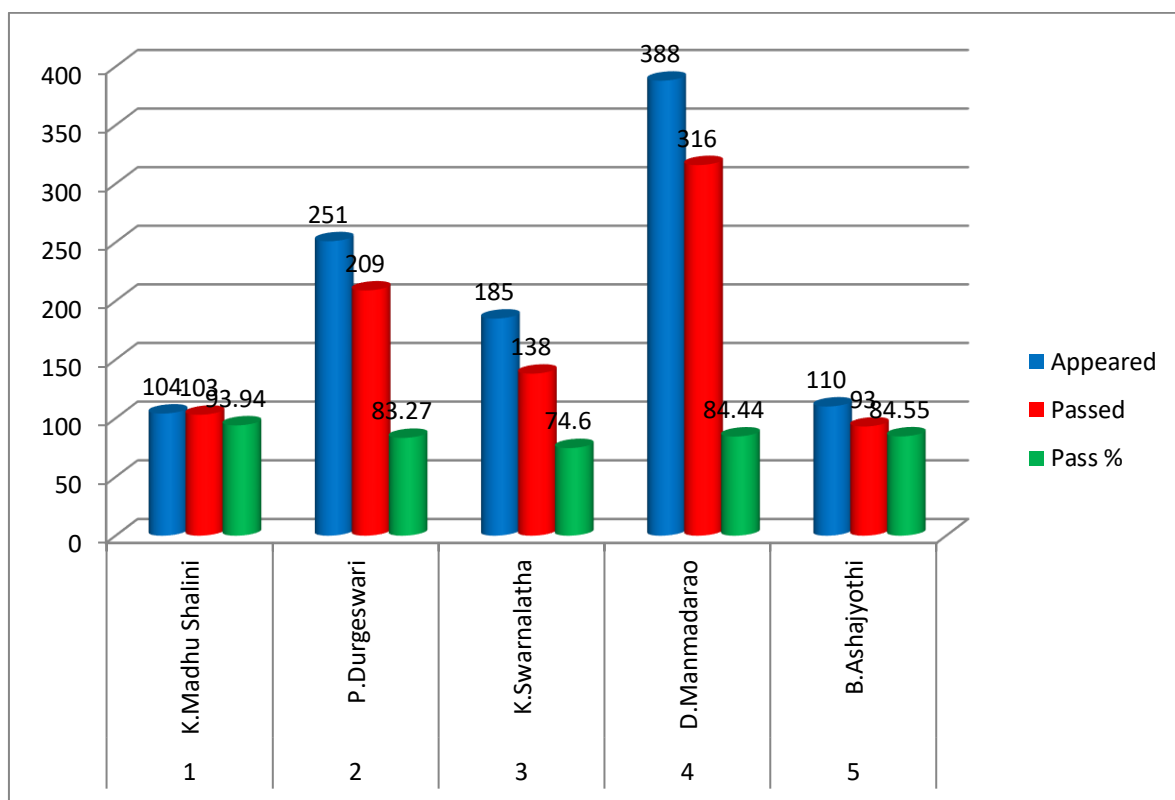
Table Analysis

Commerce Faculty-wise Overall Odd Semesters Pass Rate Jan, April 2022

S.No.	Name of the Faculty	Course Codes	Name of the Course	Appeared	Passed	Pass %
1	K.Madhu Shalini	SBC 5.1	Business Leadership	71	71	100
		2E 5.3	Taxation	33	32	96.97

			Total	104	103	93.94
2	P.Durgeswari	1B	Business Organization and Management	136	109	80.15
		DSC 1A	Principles of Management	37	24	64.86
		2E 5.3	GST	39	37	94.87
		F 5.5	Life Insurance	39	39	100
			Total	251	209	83.27
3	K.Swarnalatha	1C	Business Environment	47	37	78.72
		3C	Marketing	66	30	45.45
		2C	Banking Theory Practices	33	32	96.97
		F 5.6	Non Life Insurance	39	39	100
			Total	185	138	74.60
4	D.Manmadarao	1A	Fundamentals of Accounting-1	136	108	79.41
		3A	Advanced Accounting	109	86	78.90
		2E 5.2	Cost Accounting	72	51	70.83
		2E 5.4	Commercial Geography	71	71	90.91
			Total	388	316	84.44
5	B.Ashajyothi	DSC 3A	Fundamentals of Marketing and Digital Marketing	35	23	65.71
		3B	Business Statistics	110	93	84.55
			Total	145	116	80.00

Commerce Faculty-wise Overall Odd Semesters Pass Rate



III and V SEMESTER RESULTS, March-2021

Table No. 9.40

Dates of examinations, Central valuation and Publication of results.

Continuous Internal Assessment, CIA	
I CIA Written Exams	17-12-2020 to 19-12-2020
II CIA Written Exams	25-02-2021 to 27-02-2021
Semester Exam	
Theory	Semester-III—15.03.2021 to 31.03.2021
	Semester-V---16.03.2021 to 30.03.2021

SEMESTER-III

Month & Year: March-2021

Regulation: 19

Graphical Representation of Even Semester Practical Result Analysis- March-2021

Group	Appeared	Passed	Pass %
B.Com (G)	42	19	45.24
B.Com (CA)	35	14	40.00
Total	77	33	42.86

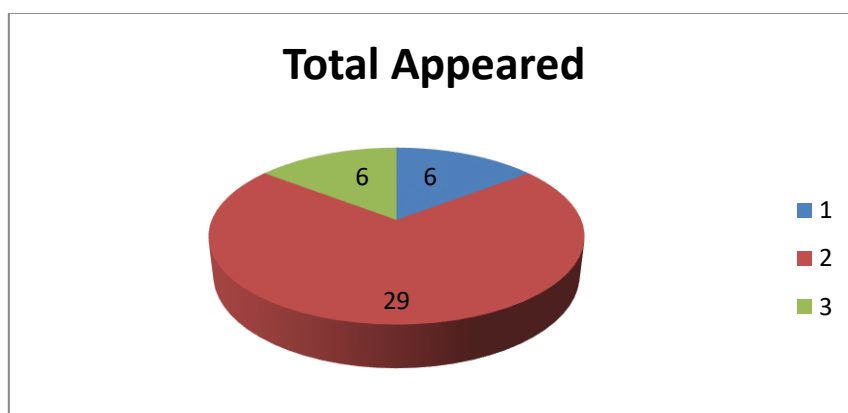
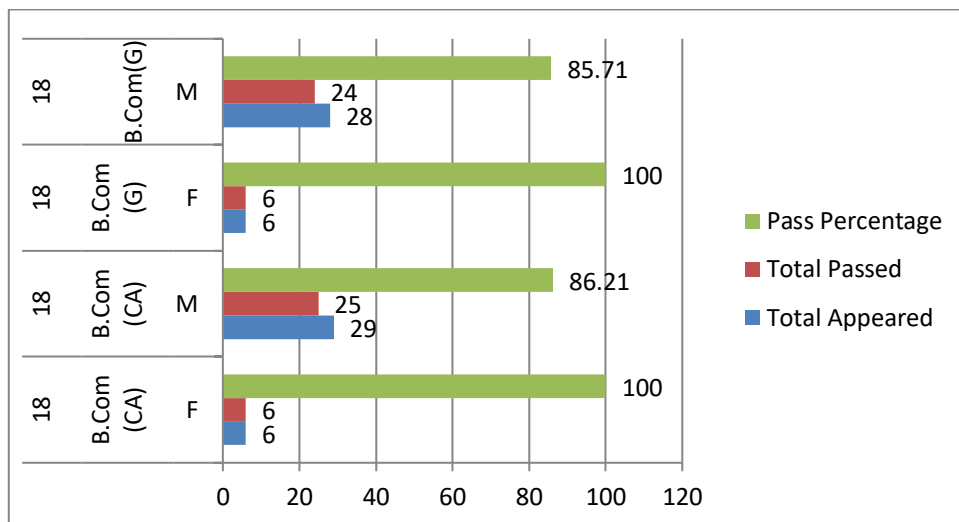


Table No. 9.42

Semester – III: Gender-wise Overall Results of March-2021

Regu	Course	Gender	Total Appeared	Total Passed	Pass Percentage
19	BCOM(CA)	F	5	5	100
19	BCOM(CA)	M	30	9	30
19	BCOM(G)	F	10	10	100
19	BCOM(G)	M	32	9	28.13



SEMESTER-V

Month & Year: March-2021

Regulation: 18

Graphical Representation of Even Semester Practical Result Analysis

March-2021

Group	Appeared	Passed	Pass %
B.Com (G)	34	30	88.24
B.Com (CA)	35	31	88.57
Total	69	61	88.41

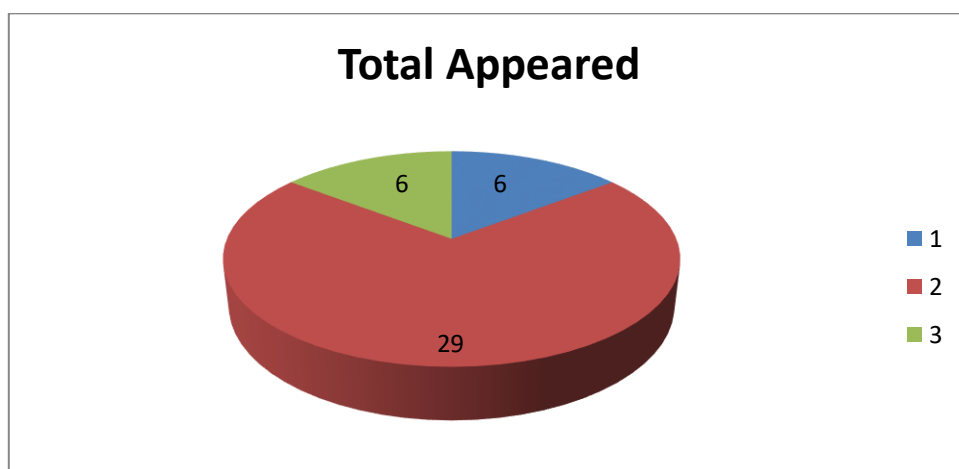
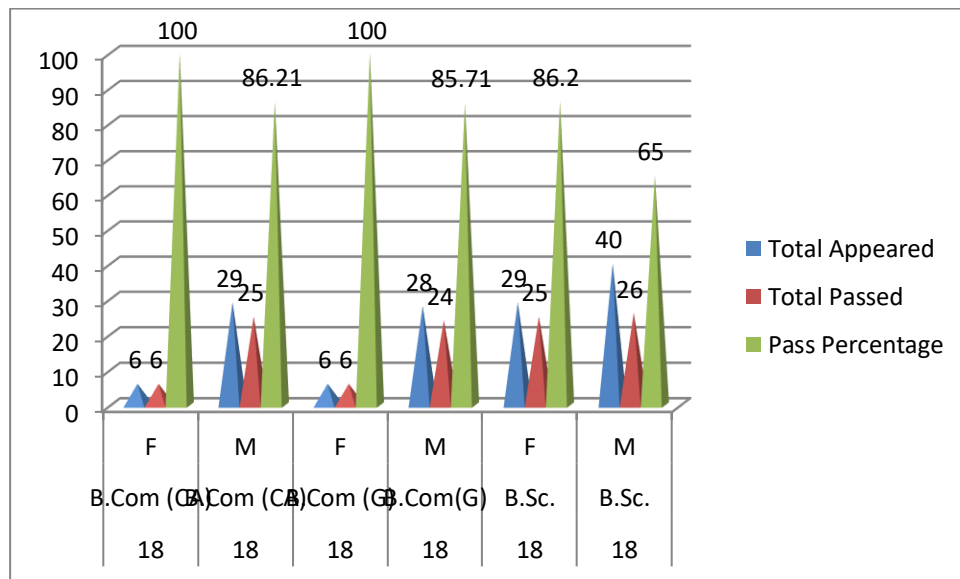


Table No. 9.47

Semester – V Gender Wise Overall Results of March 2021

Regu	Course	Gender	Total Appeared	Total Passed	Pass Percentage
18	B.Com (CA)	F	6	6	100
18	B.Com (CA)	M	29	25	86.21
18	B.Com (G)	F	6	6	100
18	B.Com(G)	M	28	24	85.71
18	B.Sc.	F	29	25	86.20
18	B.Sc.	M	40	26	65.00



I SEMESTER RESULTS, JULY-2021

Dates of examinations, Central valuation and Publication of results.

Continuous Internal Assessment, CIA	
I CIA Written Exams	30-03-2021 to 01-04-2021
II CIA Written Exams	19-07-2021 to 24-07-2021
Semester Exam	
Theory	Semester-I—04-08-2021 to 12-08-2021

SEMESTER-I

Month & Year: JULY-2021

Regulation: 20

Graphical Representation of I Semester Practical Result Analysis- JULY-2021

JULY-2021 Semester-I Course-wise Result Analysis

GROUP	APPEARED	PASSED	PASS %
BCOM	72	33	45.83
BCOMCA	50	28	56.00
Total	122	61	50

Semester – I: Gender-wise Overall Results of JULY-2021

GROUP	GENDER	REGD.	APPEARED	PASSED	PASS %
BCOM	MALE	60	51	14	27.45
BCOM	FEMALE	23	21	19	90.48
BCOMCA	MALE	39	35	17	48.57
BCOMCA	FEMALE	15	15	11	73.33

I, III & V OVERAL ODD SEMESTER RESULTS

SEMESTER	APPEARED	PASSED	PASS %
V	69	61	88.41
III	77	33	42.86
I	122	61	50

Table Analysis

Subject Wise Result Analysis Semester-I for JULY-2021



Sri A S N M Govt. College (AUTONOMOUS), Palakol

Re-accredited by NAAC with 'B' Grade

I YEAR I SEMESTER RESULT, Jul-2021

Subjectwise Pass Percentage List (CBCS)

Sno	Subject	I SEMESTER		
		APPEARED	PASSED	%
1	(ECO-1) ECONOMICS-1	48	39	81.25
2	(ENG-1) ENGLISH-1	290	209	72.07
3	(FOA-1) FUNDAMENTAL OF ACCOUNTING-1	129	100	77.52
4	(FTL-1) FUNCTIONAL TELUGU-1	7	6	85.71
5	(HIS-1) HISTORY-1	48	31	64.58
6	(HVPE-1-1) HUMAN VALUES & PROFESSIONAL ETHICS-1-1	289	281	97.23
7	(IT-1) INFORMATION TECHNOLOGY-1	50	40	80.00
8	(LAN-1) HINDI-1	2	2	100.00
9	(LAN-1) TELUGU-1	286	221	77.27
10	(MAT-1) MATHEMATICS-1	81	78	96.30
11	(PHY-1) PHYSICS-1	35	14	40.00
12	(POL-1) POLITICAL SCIENCE-1	42	41	97.62
13	(BENV-1) BUSINESS ENVIRONMENT	76	51	67.11
14	(BOM-1) BUSINESS ORGANISATION & MANAGEMENT-1	126	100	79.37
15	(BOT-1) BOTANY-1	29	29	100.00
16	(CHE-1) CHEMISTRY-1	74	66	89.19
17	(CS-1) COMPUTER SCIENCE-1	47	33	70.21
18	(DS-1) DATA SCIENCE-1	17	17	100.00
19	(STAT-1) STATISTICS-1	17	8	47.06
20	(ZOO-1) ZOOLOGY-1	29	29	100.00
21	(STS-2-1) OFFICE SECRETARYSHIP-2-1	127	108	85.04
22	(TSG-2-1) TOURISM AND GUIDANCE	50	42	84.00
23	(ECA-2-1) ELECTRICAL APPLIANCES-2-1	81	68	83.95
24	(PTN-2-1) PLANT NURSERY-2-1	29	29	100.00

